



[CLICK TO VIEW](#)

[Table of Contents 2](#)

[List of Tables & Charts 3](#)

[Study Overview 4](#)

[Sample Text, Table
& Chart 5](#)

[Sample Profile, Table &
Forecast 6](#)

[Order Form 7](#)

[About Freedonia, Custom
Research, Related Studies,
Corporate Use License 8](#)

Plastic & Competitive Pipe

US Industry Study with Forecasts to **2011 & 2016**

Study #2172 | March 2007 | \$4600 | 336 pages

www.freedoniagroup.com



The Freedonia Group

767 Beta Drive

Cleveland, OH • 44143-2326 • USA

Toll Free US Tel: 800.927.5900 or +1 440.684.9600

Fax: +1 440.646.0484

E-mail: info@freedoniagroup.com

Table of Contents

EXECUTIVE SUMMARY

MARKET ENVIRONMENT

General	4
Macroeconomic Outlook	5
Demographic Trends	8
Building Construction Trends	11
Residential Construction	12
Housing Starts	13
Repair & Improvement	16
Nonresidential Construction	17
Nonbuilding Construction Trends	19
Public Highway Spending	22
Water Distribution Outlook	23
Manufacturing Outlook.....	25
Agricultural Overview.....	27
Plastic Resin Outlook.....	29
Market Trends.....	31
Pricing Factors	34
Regulatory Considerations	37
Recycling.....	39
World Plastic Pipe Markets.....	40

PIPE MARKETS

General	42
Markets	42
Applications.....	44
Construction	46
Construction Industry Outlook	47
Materials.....	48
Markets	50
Refrigeration Equipment	52
Refrigeration Equip. Industry Outlook.....	52
Materials.....	54
Energy	56
Petroleum & Natural Gas Ind. Outlook.....	56
Natural Gas.....	57
Crude Oil	58
Materials.....	59
Other Applications	61

POTABLE WATER PIPE

General	63
Service & Distribution Water Pipe	65
Municipal Water Pipe	67
Rural Water Pipe	69
Plastic Potable Water Pipe by Resin	70

NATURAL GAS & OIL PIPE

General	72
Natural Gas Pipe	73
Plastic Gas Pipe by Resin	75
Crude Oil Pipe.....	76
Plastic Oil Pipe by Resin	78

CONDUIT

General	80
---------------	----

Communications Duct	81
Electrical & Other Conduit	83
Plastic Conduit by Resin.....	86

DRAIN & SEWER PIPE

General	89
Drain Pipe.....	91
Sewer Pipe.....	93
Plastic Drain & Sewer Pipe by Resin	95

DRAIN, WASTE & VENT

General	98
Plastic DWV Pipe by Resin	100

DRAINAGE & IRRIGATION PIPE

General	102
Drainage Pipe.....	104
Irrigation Pipe.....	106
Plastic Drainage & Irrigation Pipe by Resin ...	108

PROCESS PIPE

General	110
Applications.....	111
Materials	112
Plastic Process Pipe by Resin	113

STRUCTURAL, MECHANICAL & MISCELLANEOUS PIPE

General	115
Refrigeration & Related Uses.....	116
Other Applications	117
Plastic Structural/Mechanical/Miscellaneous Pipe by Resin	118

COMPETITIVE PIPE MATERIALS

General	120
Pipe Demand in Feet	122
Pipe Demand in Pounds.....	124
Concrete Pipe	125
Markets	128
Producers	131
Steel Pipe	132
Markets.....	134
Gas & Oil	135
Other	137
Producers	138
Plastic Pipe	140
Plastic Pipe & Fittings.....	143
Producers	144
Cast Iron Pipe	145
Markets.....	146
Producers	147
Copper Pipe	148
Aluminum Pipe	151
Clay Pipe	154

PLASTIC PIPE BY RESIN

General	156
Weight Versus Linear Footage.....	158

Polyvinyl Chloride Pipe	159
Characteristics & Technologies.....	162
Markets	163
Producers	164
High Density Polyethylene Pipe.....	166
Markets.....	169
Producers	173
Reinforced Thermoset Pipe	175
Markets	177
Producers	179
ABS Pipe	180
Chlorinated Polyvinyl Chloride Pipe.....	181
Other Plastic Pipe	183

INDUSTRY STRUCTURE

General	187
Market Share	189
J-M Manufacturing.....	190
Advanced Drainage Systems.....	191
PW Eagle.....	191
NAPCO	192
Performance Pipe	192
Other Segment Leaders.....	192
Mergers & Acquisitions.....	193
Marketing Strategies.....	198
Channels of Distribution.....	200
Research & Development.....	201
Competitive Strategies.....	204
Cooperative Agreements.....	205

COMPANY PROFILES

AB&I Foundry.....	208
Advanced Drainage Systems	209
Alcoa Incorporated.....	213
American Cast Iron Pipe.....	215
Ameron International	218
AMSTED Industries	223
Cambridge-Lee Industries	225
Can-Clay Corporation	227
Caparo plc	228
Charlotte Pipe & Foundry	231
Chevron Phillips Chemical.....	232
CONTECH Construction Products.....	235
Cretex Companies.....	238
Denali Incorporated	239
Evrz Holding OOO	241
Foster (LB) Company	243
Genova Products	245
Hanson plc.....	247
Hobas AG.....	253
IPSCO Incorporated	254
J-M Manufacturing	257
Jindal Saw	260
Lamson & Sessions	261
Lane Enterprises	265
Logan Clay Products	267
Lone Star Technologies	268
Lubrizol Corporation	273
Maneely (John) Company	275
Marmon Group	278
MCP Industries	280
McWane Incorporated	281

(continued on next page)

Table of Contents

COMPANY PROFILES

(continued on next page)

Mueller Industries	285
Mueller Water Products	287
National Oilwell Varco	290
National Pipe & Plastics	293
Northwest Pipe Company.....	294
Olin Corporation	297
Pacific Corrugated Pipe Company.....	298
PolyPipe Incorporated	299
PW Eagle Incorporated.....	301
REHAU AG & Company	305
Rinker Group	306
Saint-Gobain	308
Sharon Tube Company.....	311
Solvay SA	313
Synalloy Corporation.....	315
Tenaris SA.....	317
Timken Company.....	319
Tyco International	322
United States Steel	326
Uponor Oyj	327
Viega GmbH & Company KG	329
Walter Industries	331
Westlake Chemical	332
Wolverine Tube	334
Other Companies Mentioned in Study	336

List of Tables/Charts

EXECUTIVE SUMMARY

1 Summary Table.....	3
----------------------	---

MARKET ENVIRONMENT

1 Macroeconomic Indicators	8
2 Resident Population by Age Group.....	11
3 Building Construction Expenditures	12
4 Residential Building Construction Expenditures	13
5 Housing Starts by Type.....	15
6 Residential Repair & Improvement Expenditures	16
7 Nonresidential Building Construction Expenditures	19
8 Nonbuilding Construction Expenditures.....	21
9 Public Highway Spending	23
10 Water Withdrawal	24
11 Manufacturers' Shipments	27
12 Agricultural Indicators	29
13 Plastic Resin Supply & Demand	31
14 Pipe Industry Market Trends, 1996-2006	33
Cht Pipe Industry Market Trends, 1996-2006	33
15 Pipe Material Costs, 2006	36

PIPE MARKETS

1 Pipe Demand by Market	43
Cht Pipe Demand by Market, 2006	44
2 Pipe Demand by Application	45

Cht Pipe Demand by Application, 2006.....	46
3 Construction Expenditures	47
4 Construction Pipe Demand by Material.....	49
Cht Construction Pipe Demand by Material, 2006.....	50
5 Construction Pipe Demand by Market.....	51
Cht Construction Pipe Demand by Market, 2006	52
6 Refrigeration Equipment Shipments.....	54
7 Refrigeration Equipment Tubing Demand by Material.....	55
8 Oil & Gas Production.....	57
9 Energy Pipe Demand by Material/Market...60	
10 Other Pipe Markets by Material	62

POTABLE WATER PIPE

1 Potable Water Pipe Demand by Material & Market	64
Cht Potable Water Pipe Demand by Material, 2006.....	65
2 Service & Distribution Water Pipe Demand by Material.....	66
3 Municipal Water Pipe Demand by Mtl.....	69
4 Rural Water Pipe Demand by Material.....	70
5 Plastic Potable Water Pipe Demand by Resin	71

NATURAL GAS & OIL PIPE

1 Natural Gas & Oil Pipe Demand by Type....	73
2 Natural Gas Pipe Demand by Material.....	75
3 Plastic Gas Pipe Demand by Resin	76
4 Crude Oil Pipe Demand by Material.....	78
5 Plastic Oil Pipe Demand by Resin	79

CONDUIT

1 Conduit Demand by Material & Market	81
2 Communication Duct Demand	83
3 Electrical & Other Conduit Demand by Material.....	86
4 Plastic Conduit Demand by Resin	88

DRAIN & SEWER PIPE

1 Drain & Sewer Pipe Demand by Material & Market	91
2 Drain Pipe Demand by Material.....	92
3 Sewer Pipe Demand by Material	95
4 Plastic Drain & Sewer Pipe Demand by Resin	97

DRAIN, WASTE & VENT

1 Drain, Waste & Vent Pipe Demand by Material.....	100
2 Plastic Drain, Waste & Vent Pipe Demand by Resin	101

DRAINAGE & IRRIGATION PIPE

1 Drainage & Irrigation Pipe Demand by Material & Market	104
2 Drainage Pipe Demand by Material	106

3 Irrigation Pipe Demand by Material	108
4 Plastic Drainage & Irrigation Pipe Demand by Resin	109

PROCESS PIPE

1 Process Pipe Demand by Application & Material.....	111
2 Plastic Process Pipe Demand by Resin....	114

STRUCTURAL, MECHANICAL & MISCELLANEOUS PIPE

1 Structural, Mechanical & Miscellaneous Pipe Demand by Application & Material.....	116
2 Plastic Structural, Mechanical & Miscellaneous Pipe Demand by Resin .	119

COMPETITIVE PIPE MATERIALS

Cht Pipe Demand by Material, 2006	121
1 Pipe Demand by Material in Feet.....	123
2 Pipe Demand by Material in Pounds.....	125
3 Concrete Pipe Demand by Market	127
Cht Concrete Pipe Demand by Market, 2006 .	128
4 Steel Pipe Demand by Market	133
Cht Steel Pipe Demand by Market, 2006	134
5 Plastic Pipe Demand by Market	142
Cht Plastic Pipe Demand by Market, 2006	143
6 Plastic Pipe & Fittings Demand	144
7 Cast Iron Pipe Demand by Market.....	146
8 Copper Pipe Demand by Market.....	150
Cht Copper Pipe Demand by Market, 2006....	150
9 Aluminum Pipe Demand by Market	153
Cht Aluminum Pipe Demand by Market, 2006	154
10 Clay Pipe Demand by Market	155

PLASTIC PIPE BY RESIN

1 Plastic Pipe Demand by Resin.....	157
Cht Plastic Pipe Demand by Resin, 2006	158
2 Plastic Pipe Demand: Weight Versus Linear Footage.....	159
3 Polyvinyl Chloride (PVC) Pipe Demand by Market	161
Cht PVC Pipe Demand by Market, 2006	162
4 High Density Polyethylene (HDPE) Pipe Demand by Market.....	168
Cht HDPE Pipe Demand by Market, 2006	169
5 Reinforced Thermoset Pipe Demand by Market	177
6 Acrylonitrile-Butadiene-Styrene Pipe Demand by Market.....	181
7 Chlorinated Polyvinyl Chloride Pipe Demand by Market	183
8 Other Plastic Pipe Demand by Material & Market	186

INDUSTRY STRUCTURE

1 Selected US Pipe Sales by Company, 2006.....	188
Cht Plastic Pipe Industry Market Share, 2006	190
2 Selected Acquisitions & Divestitures.....	196
3 Selected Cooperative Agreements.....	206

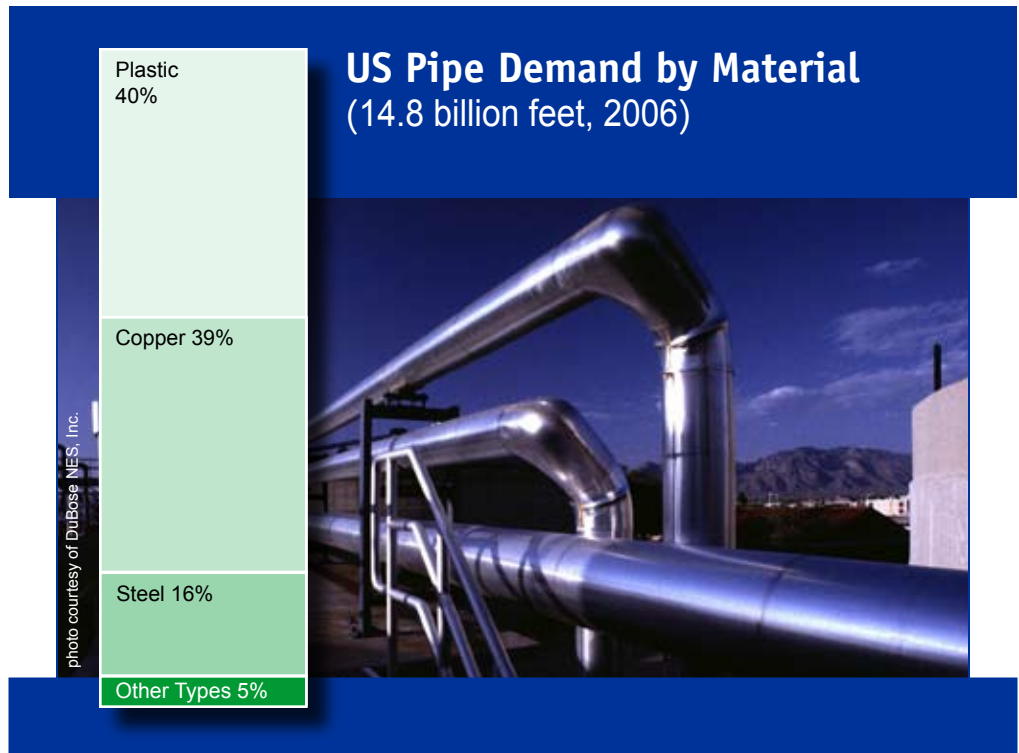
Advances US pipe demand will be driven by heightened energy demands, growing obsolescence of sewer and drainage systems, and needs to upgrade municipal water systems.

Steel pipe to be fastest growing product segment

US pipe demand is projected to increase 2.4 percent annually to 16.7 billion feet in 2011. Advances will be driven by heightened energy demands, growing obsolescence of sewer and drainage systems, and needs to upgrade municipal water systems. Steel pipe demand will exhibit the fastest gains, rising 3.2 percent annually through 2011 based on opportunities in energy and potable water markets. Oil and gas pipe demand will be fueled by opportunities in line pipe, used in the transmission of natural gas and petroleum, as well as oil country tubular goods used in drilling activity. Potable water pipe demand for steel will be fostered by steel's high pressure tolerance and strength, and by the aging of water distribution pipelines.

Plastic pipe to remain most common material

Plastic pipe demand is expected to expand 2.4 percent yearly through 2011. Polyvinyl chloride (PVC) will account for 65 percent of all plastic pipe demand with growth stimulated by improved joining technologies and resins such as molecularly oriented PVC. High density polyethylene pipe will exhibit the fastest plastic pipe growth based on opportunities in potable water and corrugated pipe. Advances will reflect performance enhancements, including greater use of bimodal polyethylene. Reinforced thermosets and other resins will expand at a



slower pace due to mature markets and more specialized uses.

Copper pipe demand will increase at a below average pace due to declining single family housing starts and subsequent diminished opportunities in bedrock service and distribution applications. Aluminum pipe demand will present its best opportunities in light poles and other bridge, street and highway products, with overall growth constrained by cost disadvantages compared to other materials. Storm sewers will remain the leading concrete pipe application, with water distribution exhibiting better growth. Cast iron pipe demand will remain almost flat due to mature applications and competition from plastic pipe.

Energy pipe to present best market opportunities

Construction pipe demand is forecast to rise 2.1 percent per annum through 2011. Advances will be fostered by a rebound in nonresidential building construction, with further expansion threatened by declines in single-family housing starts. Refrigeration demand will be bolstered by good growth in beverage refrigeration, display cases and cryogenic equipment. Energy pipe demand will present the best growth and expand 3.7 percent yearly to 3.0 billion feet in 2011, benefitting from continued drilling activity, as well as the replacement and expansion of energy transmission pipelines.

Sample Text, Table & Chart

POTABLE WATER PIPE

Municipal Water Pipe

Municipal water pipe demand will grow million feet in 2011, spurred by an aging infra and capacity expansion requirements. Pipe ne tan areas are over a century old and in urgent upgrading. Cast iron pipe, the dominant mater 2001 and 2006 due to drops in real nonresiden expenditures. Rebounds are anticipated throu

**SAMPLE
TEXT**

growth and expand nearly in 2011. Enabling advances pressure and deflection re- These attributes are necessary to compete with cast iron and concrete pipe in demanding underground, pressurized applications. Growing code approvals and increasing plastic pipe specification by engineers and contractors will also assist growth. Concrete pipe demand will rise at a slightly above average p million feet in 2011, mainly in larger diameter applications. growth will be threatened by competition from improved gra plastic pipe. Steel pipe will mainly be used in high pressure further growth constrained by the cost and corrosion resistan tages of plastic and concrete pipe.

Municipal water pipe requirements vary according to in Main high pressure utility lines generally use cast iron and c although plastic is making inroads. Large diameter applicati require excellent crush resistance and joint integrity, favor co Plastic pipe has historically been used in diameters of less th since cost advantages rapidly fade in larger diameters becau

Copyright 2007 The Freedonia Group, Inc.

TABLE XII-9

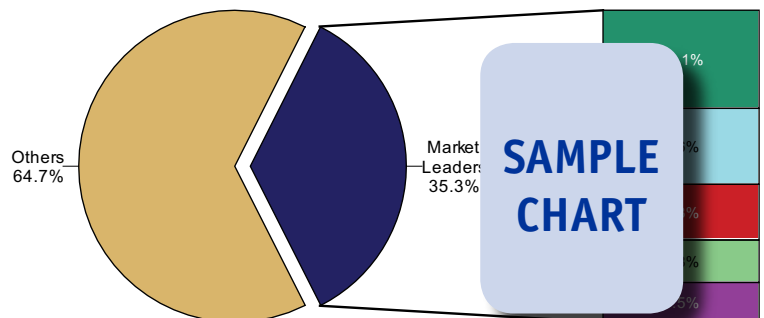
ALUMINUM PIPE DEMAND BY MARKET
(million pounds)

Item	1996	2001	2006	2011	2016
Gross Domestic Product (bil 2000\$)	8220	9801	11400	13200	15300
lbs pipe/mil \$ GDP					09
Aluminum Pipe Demand					0
Structural, Mechanical & Misc:					6
Motor Vehicles					3
Refrigeration & Related					8
Bridges, Streets & Highways					4
Other S/M/M					1
Electrical & Other Conduit					4
Irrigation					6
Process Industries					4
% aluminum					5
Total Pipe Demand	50500	60300	67210	73500	83800

**SAMPLE
TABLE**

TABLE XIV-1

PLASTIC PIPE INDUSTRY MARKET SHARE, 2006
(\$9.9 billion)*



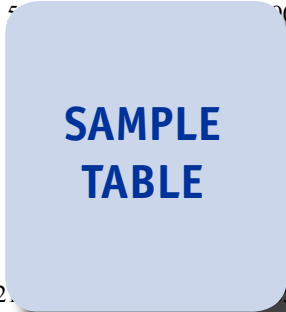
**SAMPLE
CHART**

* market share figures include resins, additives & processing

Sample Profile, Table & Forecast

**TABLE VIII-1
PIPE DEMAND BY MARKET
(million feet)**

Item	1996	2001	2006	2011	2016
Bldg Construction Expend (bil 2000\$)	5	5	5	5	5
feet pipe/000\$ construction					
DWV Pipe Demand					
Plastic					
Cast Iron					
Copper					
Steel					
% DWV					
Total Pipe Demand	12	12	12	12	12



COMPANY PROFILES

Charlotte Pipe & Foundry Company
 2109 Randolph Road
 Charlotte, NC
 704-348-6450
<http://www.ch>

Annual Sales: (2/07)
 Employment:
 Key Products: chloride, acrylonitrile-b

SAMPLE PROFILE

Charlotte Pipe & Foundry Company (CPFC) is a privately held manufacturer of plastic pipe and fittings, and cast iron soil pipe and fittings. The Company operates through three divisions: Industrial, Plastics and Cast Iron.

The Company is active in the US plastic and competitive pipe industry via all three divisions. Through the Industrial division, CPFC is primarily engaged in the production of heavy-wall polyvinyl chloride (PVC) pipes and fittings with plain or bell ends in Schedule 40 and 80 dimensions for pressure-rated applications. Both Schedule 40 and 80 pipes are manufactured in sizes ranging from 1/4 inch to 16 inches in diameter. Schedule 40 pipes are supplied in 10- and 20-foot lengths, while Schedule 80 pipes are available in 20-foot lengths.

In addition, the Industrial division's range of pressure piping also includes CORZAN chlorinated PVC (CPVC) and FLOWGUARD GOLD CPVC pipe products, both of which CPFC licenses from Noveon Incorporated (Cleveland, Ohio), a subsidiary of Lubrizol Corporation (Wickliffe, Ohio). As part of Noveon's Corzan Industrial Systems

231 Copyright 2007 The Freedonia Group, Inc.

"Demand for plastic drain, waste and vent pipe is forecast to rise 2.4 percent per annum to 1.4 billion pounds in 2011, reaching more than 900 million feet. Fostering growth will be plastic's cost and performance advantages over cast iron, copper and steel, as well as attributes such as light weight and installation ease for do-it-yourself projects. Polyvinyl chloride (PVC) and acrylonitrile-butadiene-styrene (ABS) are the two resins used in drain, waste and vent applications. PVC pipe will remain dominant based on its low cost and easy processing. Annual growth of ..."
 --Section VIII, pg. 100

ONLINE: www.freedoniagroup.com

MAIL: Print out and complete the order form and send to The Freedonia Group (see address at the bottom of this form)

PHONE: Call toll free, 800.927.5900 (US) or + 1 440.684.9600

FAX: + 1 440.646.0484 (US)

EMAIL: info@freedoniagroup.com

Free Handling & Shipping

There is NO charge for handling or UPS shipping in the US. Expect delivery in 3 to 5 business days. Outside the US, Freedonia provides free airmail service. Express delivery is available at cost.

Credit Card Orders

For convenience, Freedonia accepts American Express, MasterCard or Visa. Credit card purchases must include account number, expiration date and authorized signature.

Orders Outside of the US

Checks must be made payable in US funds, drawn against a US bank and mailed directly to The Freedonia Group. For wire transfers please contact our customer service department at info@freedoniagroup.com. Credit cards accepted.

Save 15%

If you order three (3) different titles at the same time, you can receive a 15% discount. If your order is accompanied by a check or wire transfer, you may take a 5% cash discount (discounts do not apply to Corporate Use Licenses).

Corporate Use License

Now every decision maker in your organization can act on the key intelligence found in all Freedonia studies. For an additional \$2300, companies receive unlimited use of an electronic version (PDF) of the study. Place it on your intranet, e-mail it to coworkers around the world, or print it as many times as you like,

[Click here to learn more about the Corporate Use License](#)

ORDER FORM

F-WEB.2172

Plastic & Competitive Pipe \$4600

Corporate Use License (add to study price) * + \$2300

Additional Print Copies @ \$500 each *

Total (including selected option) \$ _____

Enclosed is my check (5% discount) drawn on a US bank and payable to The Freedonia Group, Inc., in US funds (Ohio residents add 7.75% sales tax)

Bill my company American Express MasterCard Visa

--	--	--	--	--	--	--	--	--	--	--	--	--	--	--	--	--	--	--	--

Credit Card #

Expiration

Signature _____

Name _____

Title _____

Company _____

Division _____

Street _____
(No PO Box please)

City/State/Zip _____

Country _____

Phone _____ Fax _____

Email _____

* Please check appropriate option and sign below to order an electronic version of the study.

Corporate Use License Agreement

The above captioned study may be stored on the company's intranet or shared directory, available to company employees. Copies of the study may be made, but the undersigned represents that distribution of the study will be limited to employees of the company.

Signature _____

Individual Use License Agreement

The undersigned hereby represents that the above captioned study will be used by only ___ individual(s) who are employees of the company and that the study will not be loaded on a network for multiple users. In the event that usage of the study changes, the Company will promptly notify Freedonia of such change and will pay to Freedonia the appropriate fee based on Freedonia's standard fee schedule then in effect. Note: Entire company corporate use license, add \$2300; one additional user, add \$400; two additional users, add \$800; three additional users, add \$1200.

Signature _____

OTHER STUDIES

Gutters & Downspouts

US gutter and downspout demand will reach \$4.2 billion in 2011. Gutters will remain the dominant segment while gutter guards grow the fastest. Aluminum will stay the largest material type, with plastic growing the fastest from a small base. The much smaller nonresidential market will outpace the residential sector. This study analyzes the US gutter and downspout industry, with forecasts for 2011 and 2016 by product, material, market and region. It also evaluates market share and profiles major players.

#2226 08/2007..... \$4400

World Plumbing

Global demand for plumbing products will rise 5% annually through 2010. Growth factors include surging building construction in developing countries and plumbing modernization in developed regions. Bath-tub and shower fittings will lead gains while automatic lavatory faucets will benefit from water conservation concerns. This study analyzes the \$42.8 billion world plumbing industry to 2010 and 2015 by type, material, world region and for 22 countries. It also details market share and profiles major firms.

#2165 04/2007..... \$5500

Large Diameter Pipe

Large diameter pipe demand in the US will reach \$8.7 billion in 2010 based on needs to expand and modernize an aging pipe infrastructure. Concrete pipe will remain the dominant type due to material advantages, while plastic pipe will present the best growth as a result of resin and machinery improvements. This study analyzes the 191 million foot US large diameter pipe industry to 2010 and 2015 by market and material. It also evaluates company market share and profiles leading industry participants.

#2136 12/2006..... \$4400

World Plastic Pipe

Global demand for plastic pipe will grow 4.4% annually through 2010 based on better prospects in developed nations coupled with continued strong growth in many developing countries, particularly China. Plastic pipe used for potable water delivery, drainage and sewage applications, and natural gas distribution will support growth. This study analyzes the 6.2 billion meter world plastic pipe industry to 2010 and 2015 by material, world region and for 23 countries. It also details market share and profiles major firms.

#2127 11/2006..... \$5400

PVC in China

China leads the world in both production and consumption of polyvinyl chloride (PVC), and demand will rise 8% annually through 2010. Extruded PVC will gain market share. Construction will remain the largest application while packaging uses will surpass the consumer and institutional segment to become the second largest PVC market. This study analyzes the \$44.5 billion Chinese PVC industry to 2010 and 2015 by product, market and region. It also profiles major players and evaluates company market share.

#2131 12/2006..... \$4900

About The Freedonia Group

The Freedonia Group, Inc., is a leading international industry market research company that provides its clients with information and analysis needed to make informed strategic decisions for their businesses. Studies help clients identify business opportunities, develop strategies, make investment decisions and evaluate opportunities and threats. Freedonia research is designed to deliver unbiased views and reliable outlooks to assist clients in making the right decisions. Freedonia capitalizes on the resources of its proprietary in-house research team of experienced economists, professional analysts, industry researchers and editorial groups. Freedonia covers a diverse group of industries throughout the United States, the emerging China market, and other world markets. Industries analyzed by Freedonia include:

- Chemicals • Plastics • Life Sciences • Packaging • Building Materials • Security & Electronics • Industrial Components & Equipment • Automotive & Transportation Equipment • Household Goods • Energy/Power Equipment

[Click here to learn more about Freedonia](#)

Freedonia Custom Research

Freedonia Custom Research delivers the same high quality, thorough and unbiased assessment of an industry or market as an industry study. Since the research initiative is based upon a company's specific needs, companies harness Freedonia's research capabilities and resources to answer unique questions. When you leverage the results of a Freedonia Custom Research engagement, you are able to obtain important answers to specific questions and issues associated with: mergers and acquisitions, new product launches/development, geographic expansion, entry into new markets, strategic business planning, and investment and funding decisions.

Freedonia Custom Research is ideal for companies seeking to make a strategic difference in the status quo and focus on future business growth. Working side by side with clients, Freedonia's team is able to define a research project that is custom-tailored to answer specific questions and provide the basis from which a company can make informed business decisions.

[Click here to learn more about Custom Research](#)



[Click here for complete title list](#)

[Click here to visit freedoniagroup.com](http://www.freedoniagroup.com)